

BOTANICAL LINE DRAWINGS



TRACE AND PAINT OVER 100 DIFFERENT DESIGNS
PRESENTED BY
WILLOW WOLFE™



ABOUT

Willow Wolfe

Willow Wolfe is widely recognized for challenging and modernizing today's world of art supplies and education. An award-winning art teacher and the author of a library of internationally available learn to paint books and articles, her approachable style and step-by-step painting methods have taken her to events, seminars and engagements across the globe. Discover more about Willow Wolfe at WWW.WILLOWWOLFE.COM



APPLYING PATTERNS

Trace the pattern onto tracing paper or make a copy of the pattern if you would like to keep the original intact. You may also scale the image to fit your project when photocopied.

1. Position the design over the surface you have chosen, and tape it down lightly.



2. Slide the transfer paper under the pattern.




3. Use a pencil or stylus to trace the pattern.



4. Lift the paper and check that the design has transferred. Remove the tracing paper.





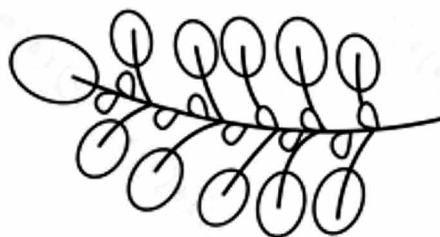



LINE DRAWINGS

You can use transfer paper to trace out your designs or a light box. These designs are beautiful for use with any medium. Ink and water, acrylic or water mixable oil. Trace them onto your surface of choice and enjoy!













































CREATED BY ARTIST
WILLOW WOLFE™



FIND OUT MORE AT
WILLOWWOLFE.COM

WILLOW WOLFE INC. ©2020

Callia™, Willow Wolfe™, Awaken The Artist™, Dodo™, Moa™, What Does That Brush Do?™ and The Right Brush™ are trademarks used under license.