

What Does That **BRUSH DO?**[™]

—
With The Right Brush[™]
you can paint anything.

CREATED BY
WILLOW WOLFE[™]



What Does That BRUSH DO?™

CREATED BY WILLOW WOLFE™

FEATURING

CALLIA™
MIXED MEDIA BRUSHES



FLAT SHAPES

The flat is considered a basic, all-purpose brush shape. Flat brushes with a quality blend of filaments help to ensure paint, water and media distribute evenly through the brushes and are released as desired.

CHISEL BLENDER



The Chisel Blender has a tight blend of filaments and is a shorter length than a traditional flat, offering precision and control for blending, creating sharp edges, and fitting into tight spaces.



ANGLE SHADER



The Angle Shader has a sharp chisel edge with a 'toe' at the tip which allows artists to get into tight areas with precision and is perfect for shading and highlighting.



FILBERT



The Filbert has an oval shape at the tip and is tapered to a chisel edge. The Filbert can be used for basecoating round or curved areas, painting strokes and blending.



FLAT SHADER



The Flat Shader has medium-length bristles which spring back to shape when bent gently. A flat can apply broad strokes on the flat edge or a fine line when used on the chisel edge.



WASH



The Wash has a square head shape which tapers to a fine chisel edge and is great for applying washes or floating and blocking in large areas of color.



ROUND SHAPES

Rounds, Fine Rounds, Spotters, Script Liners, Short Liners and Liners are all included in the round family. The characteristic full body and tapered point of a round offer the ability to create thick to thin lines in a single stroke. Depending on the blend of hair and medium, a round can push a high volume of paint or create transparent washes and fine lines.

SPOTTER



The Spotter is a round brush with a short taper and fine point. The short taper has less flex than a liner or round which allows for greater control and accurate detail.



SHORT LINER



The Short Liner has an extra-fine point and taper, ideally suited for delicate work including outlines, small strokes and tiny details.



LINER



The Liner has a gradual taper and extremely fine point, great for delicate work such as outlines, lettering and continuous strokes.




SCRIPT LINER



The Script Liner has an extra-long taper and fine point, which offers long fluid strokes and continuous lines or stroke work.



ROUND



The Round is a classic painting brush used for just about any subject matter in any style or medium. Large Rounds cover more area, while smaller rounds are used for detail.



FINE ROUND



The Fine Round has an extra-fine, elongated point and taper for precise applications of color, controlled flow and increased color-carrying capacity.



DRYBRUSHES


Drybrushes are comprised of a flagged synthetic bristle, which holds heavy bodied paint with control. When the brush is fully loaded and excess paint is removed, it allows the brush to apply color with texture.

PEAK DRYBRUSH



The Peak Drybrush tapers to a fine point for the precise application of textured shadows and highlights in hard to reach areas. It may also be used to clean and remove unwanted paint.

DOME DRYBRUSH



The Dome Drybrush has a robust and short bristle length and is tightly compacted to ensure it holds its dome shape while painting making it optimal for stippling foliage or swirling clouds.

DODO™ DRYBRUSH



The Dodo™ Drybrush has a fine taper, chisel edge and oval shaped head which allows the option of stippling, drybrushing or rouging.

SPECIALTY BRUSHES

Brushes come in a variety of specialty shapes and sizes that can assist in creating special effects and precise strokes for a range of applications.

FILBERT COMB



The Filbert Comb has a serrated edge and produces a repetitive pattern of thin lines. The head of the Filbert Comb is curved, which offers softer edges on each stroke.

FILBERT FAN



The Filbert Fan is shaped with curved edges, ensuring the brush doesn't leave unwanted marks while it strokes. The fan allows paint to be applied in multiple directions in a single stroke.

DAGGER



The Dagger is a sword-shaped brush that allows for extra long, precise linear strokes. The Dagger works well for painting long grasses, flower stems, strokes of fur, leaves and flowing lines.

DEERFOOT



The Deerfoot is a stiff brush with a pointed 'toe' and is frequently used to stipple texture. The toe offers precision, while the flat top creates solid texture.

MOP BRUSHES

Mops are a blend of crimped synthetic which is silky soft for seamless blending.

MINI MOP



The Mini Mop is recommended for softening and blending in small, tight spaces. Due to the unique shape of the Mini Mop's fluffy tip it offers a whisper soft finish.



MOA™ MOP



The Moa™ Mop has a densely compacted round base with a soft dome top and is great for controlled blending with the added benefit of texture when desired.



DODO™ MOP



The Dodo™ Mop has a compact dense structure with an oval shape at the tip and is ideal for controlled blending in curved applications.



TOP MOP




The Top Mop is exceptionally soft and shows minimal brushstrokes which makes it ideal for large washes of color, varnishing or softening and blending.



CREATED BY ARTIST
WILLOW WOLFE™

FIND OUT MORE AT
WILLOWWOLFE.COM



Callia™, Willow Wolfe™, Awaken The Artist™, Dodo™, Moa™, What Does That Brush Do?™ and The Right Brush™ are trademarks used under license. ©2020